


SUMMARY OF APPROPRIATIONS, ALLOTMENTS, OBLIGATIONS, DISBURSEMENTS AND BALANCES BY OBJECT OF EXPENDITURES As of March 31, 2019


Department : Science and Technology
Agency : Region XIII
Operating Unit :
Organization Code (UAC : 19 001 00 0000
Funding Source Code (as clustered) : 101101
(e.g. Old Fund Code: 101,102, 151)


X Current Year Appropriations
Supplemental Appropriations
Continuing Appropriations

Table with 24 columns: Particulars, UACS CODE, Appropriations, Allotments, Current Year Obligations, Current Year Disbursements, Balances. Rows include SUMMARY, AGENCY SPECIFIC BUDGET, Personnel Services (Salaries and Wages, PERA, etc.), Maintenance & Other Operating Expenses (Traveling, Training, etc.), and various utility and service expenses.

Particulars	UACS CODE	Appropriations			Allotments			Current Year Obligations					Current Year Disbursements					Balances					
		Authorized Appropriation	Adjustments (Transfer To)/From, Realignment)	Adjusted Appropriations	Allotments Received	Adjustments (Withdrawal, Realignment)	Transfer To	Transfer From	Adjusted Total Allotments	1st Quarter Ending March 31	2nd Quarter Ending June 30	3rd Quarter Ending Sept 30	4th Quarter Ending Dec 31	Total	1st Quarter Ending March 31	2nd Quarter Ending June 30	3rd Quarter Ending Sept 30	4th Quarter Ending Dec 31	Total	Unreleased Appropriations	Unobligated Allotment	Unpaid Obligations (15-20)=(23+24)	
																						Due and Demandable	Not Yet Due and Demandable
1	2	3	4	5=(3+4)	6	7	8	9	10=[(6+(-7))-8+9]	11	12	13	14	15=[(11+12+13+14)]	16	17	18	19	20=[(16+17+18+19)]	21=[(5-10)]	22=[(10-15)]	23	24
Rent - Buildings and Structures	5029905001	400,000.00	83,600.00	483,600.00	400,000.00	83,600.00			483,600.00	106,000.00	135,800.00	86,400.00	155,400.00	483,600.00	106,000.00	135,800.00	86,400.00	155,400.00	483,600.00	-	-	-	-
Membership Dues & Contributions to Org.	5029906000	10,000.00		10,000.00	10,000.00				10,000.00	-	-	-	10,000.00	10,000.00	-	-	-	10,000.00	10,000.00	-	-	-	-
ICT Software Subscription	5029907001		265,000.00	265,000.00			265,000.00		265,000.00	-	-	-	260,500.00	260,500.00	-	-	-	260,500.00	260,500.00	-	-	4,500.00	-
Other Maintenance and Operating Expenses	5029990999	50,000.00	244,041.00	294,041.00	50,000.00	244,041.00			294,041.00	5,384.00	5,000.00	2,993.00	280,684.00	294,041.00	2,364.00	3,000.00	7,993.00	280,684.00	294,041.00	-	-	-	-
Financial Expenses																							
Bank Charges	5030104000																						
Capital Outlays			4,136,400.00	4,136,400.00		35,400.00		4,191,000.00	4,136,400.00				3,355,820.00	3,355,820.00									
Land	5060401001																						
Other Land Improvement	5060402099																						
Buildings	5060404001																						
Other Structures	5060404099																						
Machinery	5060405001																						
Office Equipment	5060405002																						
Info & Communication Technology Equipment	5060405002		3,320,000.00	3,320,000.00			3,320,000.00		3,320,000.00				2,907,220.00	2,907,220.00									
Communication Equipment	5060405007		781,000.00	781,000.00			781,000.00		781,000.00				421,800.00	421,800.00									2,907,220.00
Construction and Heavy Equipment	5060405008																						421,800.00
Disaster Response and Rescue Equipment	5060405009																						
Technical and Scientific Equipment	5060405014																						
Other Machinery and Equipment	5060405099		35,400.00	35,400.00		35,400.00			35,400.00														
Motor Vehicles	5060406001												26,800.00	26,800.00									
Other Transportation Equipment	5060406099																	26,800.00	26,800.00		8,600.00		
Furniture and Fixtures	5060407001																						
Books	5060407002																						
Other Property, Plant and Equipment	5060409099																						
B. AUTOMATIC APPROPRIATIONS		1,864,872.00	-	1,864,872.00	1,864,872.00	-	-	-	1,864,872.00	428,193.10	606,056.43	461,913.12	468,388.01	1,863,549.66	428,193.10	606,056.43	461,913.12	467,853.04	1,862,714.69	-	1,322.34	834.97	-
Retirement and Life Insurance Premiums	5010301000	1,864,872.00		1,864,872.00	1,864,872.00				1,864,872.00	428,193.10	606,056.43	461,913.12	468,388.01	1,863,549.66	428,193.10	606,056.43	461,913.12	467,853.04	1,862,714.69	-	1,322.34	834.97	-
C. SPECIAL PURPOSE FUNDS			203,700.00	203,700.00				203,700.00	203,700.00				203,700.00	203,700.00				203,000.00	203,000.00			700.00	
Miscellaneous Personnel Benefits Fund																							
Performance Based Bonus	5010299014																						
Salaries and Wages	5010101000																						
Year-End Bonus	5010214001																						
Philhealth	5010303000																						
Mid Year Bonus	5010214001																						
ECIP	5010304000																						
Other Personnel Benefits	5010409099		203,700.00	203,700.00			203,700.00		203,700.00				203,700.00	203,700.00				203,000.00	203,000.00		700.00		
Magna Carta																							
Subsistence Allowance	5010205000																						
Laundry	5010206000																						
Hazard Pay	5010211000																						
Longevity Pay	5010212000																						
Pension and Gratuity																							
Terminal Leave																							
Financial Assistance/Subsidy																							
Advice of Sub-Allotments	5021402000																						
GRAND TOTAL		116,006,872.00	15,151,681.03	131,158,453.03	116,006,872.00	0.00	-	15,151,681.03	131,158,453.03	20,908,035.68	28,079,873.52	34,453,506.97	40,153,492.80	123,594,908.97	19,138,915.69	24,930,683.48	34,378,282.19	31,916,388.02	110,364,289.38	-	7,863,544.06	768,617.96	12,462,021.63

Certified Correct:

 MARITES M. APOLINARIA
 Budget Officer/ Acting Accountant
 Date:

Noted:

 IMELDA S. MEZO
 Chief Administrative Officer
 Date:

Approved By:

 DOMINGA D. MALLONGA
 Regional Director
 Date: