


STATEMENT OF APPROPRIATIONS, ALLOTMENTS, OBLIGATIONS, DISBURSEMENTS AND BALANCES
As of Quarter Ending December 31, 2019


FAR No. 1


Department : SCIENCE AND TECHNOLOGY
Agency : Region XIII
Operating Unit :
Organization Code (UACS) : 190010100000
Funding Source Code (as clustered) : 01 & 03
(e.g. Old Fund Code: 101,102, 151)

x	Current Year Appropriations
	Supplemental Appropriations
	Continuing Appropriations

Particulars	UACS CODE	Appropriations			Allotments			Current Year Obligations					Current Year Disbursements					Balances					
		Authorized Appropriation	Adjustments (Transfer To/From, Realignment)	Adjusted Appropriations	Allotments Received	Adjustments (Withdrawal, Realignment)	Transfer To	Transfer From	Adjusted Total Allotments	1st Quarter Ending March 31	2nd Quarter Ending June 30	3rd Quarter Ending Sept 30	4th Quarter Ending Dec 31	Total	1st Quarter Ending March 31	2nd Quarter Ending June 30	3rd Quarter Ending Sept 30	4th Quarter Ending Dec 31	Total	Unreleased Appropriations	Unobligated Allotment	Unpaid Obligations (15-20) = (23+24)	
		3	4	5=(3+4)	6	7	8	9	10=[(6+(-)7)-8+9]	11	12	13	14	15=(11+12+13+14)	16	17	18	19	20=(16+17+18+19)	21=(5-10)	22=(10-15)	23	24
Sub-Total, Automatic Appropriations		1,864,872.00	-	1,864,872.00	1,864,872.00	-	-	-	1,864,872.00	428,193.10	505,055.43	461,913.12	468,388.01	1,863,549.66	428,193.10	505,055.43	461,913.12	467,553.04	1,862,714.69	-	1,322.34	834.97	-
PS		1,864,872.00	-	1,864,872.00	1,864,872.00	-	-	-	1,864,872.00	428,193.10	505,055.43	461,913.12	468,388.01	1,863,549.66	428,193.10	505,055.43	461,913.12	467,553.04	1,862,714.69	-	1,322.34	834.97	-
MOOE		-	-	-	-	-	-	-	-	-	-	-	-	-	-	-	-	-	-	-	-	-	-
Fin Exp. (if applicable)		-	-	-	-	-	-	-	-	-	-	-	-	-	-	-	-	-	-	-	-	-	-
CO		-	-	-	-	-	-	-	-	-	-	-	-	-	-	-	-	-	-	-	-	-	-
III. Special Purpose Fund (Please specify)		-	203,700.00	203,700.00	-	-	-	203,700.00	203,700.00	-	-	-	203,700.00	203,700.00	-	-	-	203,000.00	203,000.00	-	-	-	700.00
PS		-	203,700.00	203,700.00	-	-	-	203,700.00	203,700.00	-	-	-	203,700.00	203,700.00	-	-	-	203,000.00	203,000.00	-	-	-	700.00
MOOE		-	-	-	-	-	-	-	-	-	-	-	-	-	-	-	-	-	-	-	-	-	-
Fin Exp. (if applicable)		-	-	-	-	-	-	-	-	-	-	-	-	-	-	-	-	-	-	-	-	-	-
CO		-	-	-	-	-	-	-	-	-	-	-	-	-	-	-	-	-	-	-	-	-	-
Sub-Total, Special Purpose Fund		-	203,700.00	203,700.00	-	-	-	203,700.00	203,700.00	-	-	-	203,700.00	203,700.00	-	-	-	203,000.00	203,000.00	-	-	-	700.00
PS		-	203,700.00	203,700.00	-	-	-	203,700.00	203,700.00	-	-	-	203,700.00	203,700.00	-	-	-	203,000.00	203,000.00	-	-	-	700.00
MOOE		-	-	-	-	-	-	-	-	-	-	-	-	-	-	-	-	-	-	-	-	-	-
Fin Exp. (if applicable)		-	-	-	-	-	-	-	-	-	-	-	-	-	-	-	-	-	-	-	-	-	-
CO		-	-	-	-	-	-	-	-	-	-	-	-	-	-	-	-	-	-	-	-	-	-
GRAND TOTAL		116,006,872.00	15,151,581.03	131,158,453.03	116,006,872.00	-	-	15,151,581.03	131,158,453.03	20,908,035.68	26,079,873.52	34,463,506.97	40,153,492.80	123,594,908.97	19,138,915.69	24,930,683.48	34,378,282.19	31,916,388.02	110,364,269.38	-	7,563,544.06	768,617.96	12,462,021.63
PS		26,046,872.00	928,700.00	26,975,572.00	26,046,872.00	725,000.00	-	203,700.00	26,975,572.00	4,935,612.40	7,492,867.73	5,331,340.97	9,104,817.24	26,864,638.34	4,921,976.44	7,506,503.69	5,331,340.97	8,523,249.60	26,283,070.70	-	110,933.66	581,567.64	-
MOOE		89,960,000.00	10,086,481.03	100,046,481.03	89,960,000.00	(760,400.00)	-	10,846,881.03	100,046,481.03	15,972,423.28	20,587,005.79	29,122,166.00	27,692,855.56	93,374,450.63	14,216,939.25	17,424,179.79	29,046,941.22	23,366,338.42	84,054,398.68	-	6,672,030.40	187,050.32	9,133,001.63
Fin Exp. (if applicable)		-	-	-	-	-	-	-	-	-	-	-	-	-	-	-	-	-	-	-	-	-	-
CO		-	4,136,400.00	4,136,400.00	-	35,400.00	-	4,101,000.00	4,136,400.00	-	-	-	3,355,820.00	3,355,820.00	-	-	-	26,800.00	26,800.00	-	780,580.00	-	3,329,020.00
Recapitulation by MFO:		114,142,000.00	9,880,454.30	124,022,454.30	114,142,000.00	-	-	9,880,454.30	124,022,454.30	20,479,842.58	27,574,818.09	33,991,593.85	35,674,605.66	117,720,860.18	18,710,722.59	24,425,628.05	33,916,369.07	30,775,955.85	107,828,675.56	-	6,301,584.12	767,082.99	9,125,101.63
MFO 1		-	-	-	-	-	-	-	-	-	-	-	-	-	-	-	-	-	-	-	-	-	-
MFO 2		-	9,880,454.30	9,880,454.30	-	-	-	9,880,454.30	9,880,454.30	138,746.52	693,792.54	1,739,632.01	2,116,738.84	4,688,909.91	138,746.52	693,792.54	1,533,237.01	2,045,097.03	4,410,873.10	-	5,191,544.39	57,076.81	220,960.00
MFO 3		114,142,000.00	-	114,142,000.00	114,142,000.00	-	-	-	114,142,000.00	20,341,096.06	26,881,025.55	32,251,961.84	33,557,866.82	113,031,950.27	18,571,976.07	23,731,835.51	32,383,132.06	28,730,858.82	103,417,802.46	-	1,110,049.73	710,006.18	8,904,141.63
OF WHICH:																							
Major Programs/Projects																							
KRA No. 3: Rapid, inclusive and sustained economic growth		114,142,000.00	9,880,454.30	124,022,454.30	114,142,000.00	-	-	9,880,454.30	124,022,454.30	20,479,842.58	27,574,818.09	33,991,593.85	35,674,605.66	117,720,860.18	18,710,722.59	24,425,628.05	33,916,369.07	30,775,955.85	107,828,675.56	-	6,301,584.12	767,082.99	9,125,101.63

Certified Correct:

MARITES M. APOLINARIA
Budget Officer/Acting Accountant
Date:

Noted:

IMELDA S. MEZO
Chief Administrative Officer
Date:

Approved By:

DOMINGA D. MALPUNGA
Regional Director
Date: