

STATEMENT OF APPROPRIATIONS, ALLOTMENTS, OBLIGATIONS, DISBURSEMENTS AND BALANCES
As of the Quarter Ending September 30, 2015

Department : Department of Science and Technology
Agency : Caraga Regional Office
Operating Unit :
Organization Code (UACS) : 190010300016
Funding Source Code (as clustered) : 01101101
 (e.g. Old Fund Code: 101,102, 151)





V	Current Year Appropriations
	Supplemental Appropriations
	Continuing Appropriations

Particulars	UACS CODE	Appropriations			Allotments				Current Year Obligations					Current Year Disbursements				Balances					
		Authorized Appropriation	Adjustments (Transfer To)/From, Realignment	Adjusted Appropriations	Allotments Received	Adjustments (Withdrawal, Realignment)	Transfer To	Transfer From	Adjusted Total Allotments	1st Quarter Ending March 31	2nd Quarter Ending June 30	3rd Quarter Ending Sept. 30	4th Quarter Ending Dec. 31	Total	1st Quarter Ending March 31	2nd Quarter Ending June 30	3rd Quarter Ending Sept. 30	4th Quarter Ending Dec. 31	Total	Unreleased Appropriations	Unobligated Allotment	Unpaid Obligations (15-20) = (23+24)	
1	2	3	4	5=(3+4)	6	7	8	9	10=[(6+(-)7-8+9)]	11	12	13	14	15=(11+12+13+14)	16	17	18	19	20=(16+17+18+19)	21=(5-10)	22=(10-15)	23	24
I. Agency Specific Budget																							
<i>General Administration and Support</i>																							
General Administration and Supervision																							
PAP																							
PS																							
MOOE																							
Fin Exp.(if applicable)																							
CO																							
<i>Support to Operations</i>																							
PAP																							
PS																							
MOOE																							
Fin Exp.(if applicable)																							
CO																							
<i>Operations</i>																							
MFO 3 - [Regional Science & Technology]																							
Extension and enhancement of S&T																							
PS																							
14,934,000.00																							
MOOE																							
70,953,000.00																							
Fin Exp.(if applicable)																							
980,000.00																							
CO																							
...continue down to the last PAP																							
...continue down to the last MFO																							
Sub-Total, Agency Specific Budget																							
PS																							
70,953,000.00																							
MOOE																							
70,953,000.00																							
Fin Exp.(if applicable)																							
980,000.00																							
CO																							
980,000.00																							
II. Automatic Appropriations																							
RLIP																							
Special Account in the General Fund (Pls specify)																							
Motor Vehicle Users Charge Fund																							
MOOE																							
CO																							
Sub-Total, Automatic Appropriations																							
PS																							
1,002,000.00																							
MOOE																							
0.00																							
Fin Exp.(if applicable)																							
0.00																							
CO																							
0.00																							
III. Special Purpose Fund (Please specify)																							
SARO-BMB-E-15-001217 Terminal																							
5010403001																							
0.00																							
SARO-BMB-E-15-0003566 Terminal																							
5010403001																							
0.00																							
SARO-BMB-E-15-0007529 Productivity																							
501029012																							
0.00																							

STATEMENT OF APPROPRIATIONS, ALLOTMENTS, OBLIGATIONS, DISBURSEMENTS AND BALANCES
As of the Quarter Ending September 30, 2015

Department : Department of Science and Technology
 Agency : Caraga Regional Office
 Operating Unit :
 Organization Code (UACS) : 190010300016
 Funding Source Code (as clustered) : 01101101
 (e.g. Old Fund Code: 101,102, 151)

✓	Current Year Appropriations
	Supplemental Appropriations
	Continuing Appropriations

Particulars	UACS CODE	Appropriations			Allotments				Current Year Obligations					Current Year Disbursements				Balances					
		Authorized Appropriation	Adjustments (Transfer To)/From, Realignment	Adjusted Appropriations	Allotments Received	Adjustments (Withdrawal, Realignment)	Transfer To	Transfer From	Adjusted Total Allotments	1st Quarter	2nd Quarter	3rd Quarter	4th Quarter	Total	1st Quarter	2nd Quarter	3rd Quarter	4th Quarter	Total	Unreleased Appropriations	Unobligated Allotment	Unpaid Obligations (15-20) = (23+24)	
										Ending	Ending	Ending	Ending		Ending	Ending	Ending	Ending				Due and Demandable	Not Yet Due and Demandable
1	2	3	4	5=(3+4)	6	7	8	9	10=[(6+(-)7)-8+9]	11	12	13	14	15=(11+12+13+14)	16	17	18	19	20=(16+17+18+19)	21=(5-10)	22=(10-15)	23	24
Sub-Total, Special Purpose Fund																							
PS		0.00	1,331,221.00	1,331,221.00	1,331,221.00	0.00	0.00	0.00	1,331,221.00	328,784.12	916,206.87	0.00		1,244,990.99	328,784.12	916,206.87	0.00		1,244,990.99	86,230.01	-		
MOOE																							
Fin Exp.(if applicable)																							
CO																							
GRAND TOTAL		87,869,000.00	1,331,221.00	89,200,221.00	89,200,221.00	0.00	0.00	9,897,942.02	99,098,163.02	6,925,995.12	27,716,297.56	21,185,208.81		55,827,501.49	6,288,845.88	27,198,776.24	14,173,577.24		47,861,199.36	43,270,861.53	8,166,302.13		
PS		15,836,000.00	1,331,221.00	17,267,221.00	17,267,221.00	0.00	0.00	0.00	17,267,221.00	3,214,500.56	4,584,339.82	3,196,187.48		10,995,007.84	3,214,500.56	4,377,755.88	3,402,751.40		10,995,007.84	6,272,213.38	-		
MOOE		70,953,000.00	0.00	70,953,000.00	70,953,000.00	0.00	0.00	9,897,942.02	80,850,942.02	3,711,494.56	23,131,957.94	17,243,041.35		44,086,493.85	3,074,345.32	22,821,020.56	10,770,825.84		38,866,191.72	36,784,448.17	7,420,302.13		
Fin Exp.(if applicable)																							
CO		980,000.00	0.00	980,000.00	980,000.00	0.00	0.00	0.00	980,000.00	0.00	0.00	746,000.00		746,000.00						234,000.00	746,000.00		
Recapitulation by MFO:																							
MFO 1																							
MFO 2																							
MFO 3																							
...continue down to the last MFO																							
OF WHICH:																							
Major Programs/Projects																							
KRA No. 1 - Anti-Corruption, Transparent, Accountable and Participatory Governance																							
		87,869,000.00	1,331,221.00	89,200,221.00	89,200,221.00	0.00	0.00	9,897,942.02	99,098,163.02	6,925,995.12	27,716,297.56	21,185,208.81		55,827,501.49	6,288,845.88	27,198,776.24	14,173,577.24		47,861,199.36	43,270,861.53	8,166,302.13		
KRA No. 2 - Rapid inclusive and sustained economic growth																							
		87,869,000.00	1,331,221.00	89,200,221.00	89,200,221.00	0.00	0.00	9,897,942.02	99,098,163.02	6,925,995.12	27,716,297.56	21,185,208.81		55,827,501.49	6,288,845.88	27,198,776.24	14,173,577.24		47,861,199.36	43,270,861.53	8,166,302.13		
KRA No. 3 - Integrity of the environment and climate change adaptation and mitigation																							
Certified Correct:																							
 MARITES M. APOLINARIA Acting Budget Officer Date: <u>10-22-15</u>						Certified Correct:  MAYETTE M. CARLON Chief Accountant Date: <u>10-22-15</u>						Recommending Approval:  IMELDA S. MEZO ARD-Finance & Administrative Services Date: <u>10/22/15</u>						Approved By:  DOMINGA D. MALLONGA Regional Director Date: <u>10/22/15</u>					