

FY 2017 MONTHLY DISBURSEMENT PROGRAM
(In Thousand Pesos)


Department : Department of Science and Technology (DOST)
 Agency : Office of the Secretary
 Operating Unit : Regional Office - XIII
 Organization Code (UACS) : 190010300016


| Particulars | UACS CODE | Total Programs | Tax Rem Advice (TRA) | Net Program | Full Year Requirement | | | | | | | | | | | | | | | | |
|-------------------------------|-----------|----------------|----------------------|-------------|-----------------------|--------|-------------|-----------|-----------|--------|-------------|-----------|-----------|--------|-------------|-----------|-----------|-------|-------|-----------|-----------|
| | | | | | Quarter 1 | | | | Quarter 2 | | | | Quarter 3 | | | | Quarter 4 | | | | Full Year |
| | | | | | Jan | Feb | March | Sub Total | April | May | June | Sub Total | July | Aug | Sep | Sub Total | Oct | Nov | Dec | Sub Total | Total |
| 6 | 7 | 8 | 9=6+7+8 | 10 | 11 | 12 | 13=10+11+12 | 14 | 15 | 16 | 17=14+15+16 | 18 | 19 | 20 | 21=18+19+20 | 22 | | | | | |
| Part A | | 115,906 | 3,760 | 112,146 | 4,072 | 14,988 | 10,327 | 29,387 | 11,428 | 13,939 | 9,671 | 35,038 | 10,307 | 12,501 | 7,225 | 30,033 | 7,314 | 9,992 | 4,142 | 21,448 | 115,906 |
| I. NOTICE OF CASH ALLOCATION | | 115,906 | 3,760 | 112,146 | 3,820 | 14,713 | 10,063 | 28,596 | 11,036 | 13,531 | 9,403 | 33,970 | 9,953 | 12,083 | 6,967 | 29,003 | 7,005 | 9,636 | 3,936 | 20,577 | 112,146 |
| A. FISCAL YEAR'S (FY) BUDGET | | 102,762 | 3,395 | 99,367 | 2,851 | 7,907 | 9,094 | 19,852 | 8,940 | 12,561 | 8,434 | 29,935 | 9,953 | 12,083 | 6,967 | 29,003 | 7,005 | 9,636 | 3,936 | 20,577 | 99,367 |
| New General Appropriations | | 101,575 | 3,395 | 98,180 | 2,752 | 7,808 | 8,995 | 19,555 | 8,841 | 12,462 | 8,335 | 29,638 | 9,854 | 11,984 | 6,868 | 28,706 | 6,906 | 9,537 | 3,838 | 20,281 | 98,180 |
| COMPREHENSIVE RELEASE | | 101,575 | 3,395 | 98,180 | 2,752 | 7,808 | 8,995 | 19,555 | 8,841 | 12,462 | 8,335 | 29,638 | 9,854 | 11,984 | 6,868 | 28,706 | 6,906 | 9,537 | 3,838 | 20,281 | 98,180 |
| Current Year | | 101,575 | 3,395 | 98,180 | 2,752 | 7,808 | 8,995 | 19,555 | 8,841 | 12,462 | 8,335 | 29,638 | 9,854 | 11,984 | 6,868 | 28,706 | 6,906 | 9,537 | 3,838 | 20,281 | 98,180 |
| Specific Budgets of | 1101101 | 101,575 | 3,395 | 98,180 | 2,752 | 7,808 | 8,995 | 19,555 | 8,841 | 12,462 | 8,335 | 29,638 | 9,854 | 11,984 | 6,868 | 28,706 | 6,906 | 9,537 | 3,838 | 20,281 | 98,180 |
| PS | | 17,651 | 1,094 | 16,557 | 1,215 | 1,215 | 1,215 | 3,645 | 1,325 | 2,039 | 1,215 | 4,579 | 1,215 | 1,215 | 1,215 | 3,645 | 1,215 | 2,149 | 1,324 | 4,688 | 16,557 |
| MOOE | | 77,424 | 1,976 | 75,448 | 1,537 | 6,593 | 7,780 | 15,910 | 7,516 | 8,998 | 7,120 | 23,634 | 8,639 | 8,394 | 5,653 | 22,686 | 5,691 | 5,013 | 2,514 | 13,218 | 75,448 |
| CO | | 6,500 | 325 | 6,175 | | | | | | 1,425 | | 1,425 | | 2,375 | | 2,375 | | 2,375 | | 2,375 | 6,175 |
| Automatic Appropriations | | 1,187 | | 1,187 | 99 | 99 | 99 | 297 | 99 | 99 | 99 | 297 | 99 | 99 | 99 | 297 | 99 | 99 | 98 | 296 | 1,187 |
| COMPREHENSIVE RELEASE | | 1,187 | | 1,187 | 99 | 99 | 99 | 297 | 99 | 99 | 99 | 297 | 99 | 99 | 99 | 297 | 99 | 99 | 98 | 296 | 1,187 |
| Current Year | | 1,187 | | 1,187 | 99 | 99 | 99 | 297 | 99 | 99 | 99 | 297 | 99 | 99 | 99 | 297 | 99 | 99 | 98 | 296 | 1,187 |
| Retirement and Life | 1104102 | 1,187 | | 1,187 | 99 | 99 | 99 | 297 | 99 | 99 | 99 | 297 | 99 | 99 | 99 | 297 | 99 | 99 | 98 | 296 | 1,187 |
| PS | | 1,187 | | 1,187 | 99 | 99 | 99 | 297 | 99 | 99 | 99 | 297 | 99 | 99 | 99 | 297 | 99 | 99 | 98 | 296 | 1,187 |
| TOTAL PROGRAM, FY | | 102,762 | 3,395 | 99,367 | 2,851 | 7,907 | 9,094 | 19,852 | 8,940 | 12,561 | 8,434 | 29,935 | 9,953 | 12,083 | 6,967 | 29,003 | 7,005 | 9,636 | 3,936 | 20,577 | 99,367 |
| PS | | 18,838 | 1,094 | 17,744 | 1,314 | 1,314 | 1,314 | 3,942 | 1,424 | 2,138 | 1,314 | 4,876 | 1,314 | 1,314 | 1,314 | 3,942 | 1,314 | 2,248 | 1,422 | 4,984 | 17,744 |
| MOOE | | 77,424 | 1,976 | 75,448 | 1,537 | 6,593 | 7,780 | 15,910 | 7,516 | 8,998 | 7,120 | 23,634 | 8,639 | 8,394 | 5,653 | 22,686 | 5,691 | 5,013 | 2,514 | 13,218 | 75,448 |
| CO | | 6,500 | 325 | 6,175 | | | | | | 1,425 | | 1,425 | | 2,375 | | 2,375 | | 2,375 | | 2,375 | 6,175 |
| B. PRIOR YEAR (PY) OBLIGATION | | 13,144 | 365 | 12,779 | 969 | 6,806 | 969 | 8,744 | 2,096 | 970 | 969 | 4,035 | | | | | | | | | 12,779 |
| New General Appropriations | | 13,144 | 365 | 12,779 | 969 | 6,806 | 969 | 8,744 | 2,096 | 970 | 969 | 4,035 | | | | | | | | | 12,779 |
| COMPREHENSIVE RELEASE | | 13,144 | 365 | 12,779 | 969 | 6,806 | 969 | 8,744 | 2,096 | 970 | 969 | 4,035 | | | | | | | | | 12,779 |
| Prior Year Accounts Payable | | 1,186 | 59 | 1,127 | | | | | 1,127 | | | 1,127 | | | | | | | | | 1,127 |
| Specific Budgets of | 1101101 | 1,186 | 59 | 1,127 | | | | | 1,127 | | | 1,127 | | | | | | | | | 1,127 |
| MOOE | | 1,186 | 59 | 1,127 | | | | | 1,127 | | | 1,127 | | | | | | | | | 1,127 |
| Not Yet Due and | | 11,958 | 306 | 11,652 | 969 | 6,806 | 969 | 8,744 | 969 | 970 | 969 | 2,908 | | | | | | | | | 11,652 |
| Specific Budgets of | 1101101 | 11,958 | 306 | 11,652 | 969 | 6,806 | 969 | 8,744 | 969 | 970 | 969 | 2,908 | | | | | | | | | 11,652 |
| MOOE | | 11,173 | 267 | 10,906 | 969 | 6,806 | 969 | 8,744 | 969 | 224 | 969 | 2,162 | | | | | | | | | 10,906 |
| CO | | 785 | 39 | 746 | | | | | 746 | | | 746 | | | | | | | | | 746 |
| TOTAL PROGRAM, | | 13,144 | 365 | 12,779 | 969 | 6,806 | 969 | 8,744 | 2,096 | 970 | 969 | 4,035 | | | | | | | | | 12,779 |
| MOOE | | 12,359 | 326 | 12,033 | 969 | 6,806 | 969 | 8,744 | 2,096 | 224 | 969 | 3,289 | | | | | | | | | 12,033 |
| CO | | 785 | 39 | 746 | | | | | 746 | | | 746 | | | | | | | | | 746 |
| TOTAL NCA PROGRAM | | 115,906 | 3,760 | 112,146 | 3,820 | 14,713 | 10,063 | 28,596 | 11,036 | 13,531 | 9,403 | 33,970 | 9,953 | 12,083 | 6,967 | 29,003 | 7,005 | 9,636 | 3,936 | 20,577 | 112,146 |
| PS | | 18,838 | 1,094 | 17,744 | 1,314 | 1,314 | 1,314 | 3,942 | 1,424 | 2,138 | 1,314 | 4,876 | 1,314 | 1,314 | 1,314 | 3,942 | 1,314 | 2,248 | 1,422 | 4,984 | 17,744 |
| MOOE | | 89,783 | 2,302 | 87,481 | 2,506 | 13,399 | 8,749 | 24,654 | 9,612 | 9,222 | 8,089 | 26,923 | 8,639 | 8,394 | 5,653 | 22,686 | 5,691 | 5,013 | 2,514 | 13,218 | 87,481 |
| CO | | 7,285 | 364 | 6,921 | | | | | 2,171 | | | 2,171 | | 2,375 | | 2,375 | | 2,375 | | 2,375 | 6,921 |
| IV. TAX REMITTANCE ADVICE | | | 3,760 | | 252 | 275 | 264 | 791 | 392 | 408 | 268 | 1,068 | 354 | 418 | 258 | 1,030 | 309 | 356 | 206 | 871 | 3,760 |
| PS | | | 1,094 | | 91 | 91 | 91 | 273 | 91 | 91 | 91 | 273 | 91 | 91 | 91 | 273 | 91 | 92 | 92 | 275 | 1,094 |
| MOOE | | | 2,302 | | 161 | 184 | 173 | 518 | 301 | 203 | 177 | 681 | 263 | 202 | 167 | 632 | 218 | 139 | 114 | 471 | 2,302 |
| CO | | | 364 | | | | | | | 114 | | 114 | | 125 | | 125 | | 125 | | 125 | 364 |

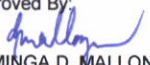
FY 2017 MONTHLY DISBURSEMENT PROGRAM
(In Thousand Pesos)

Department : Department of Science and Technology (DOST)
 Agency : Office of the Secretary
 Operating Unit : Regional Office - XIII
 Organization Code (UACS) : 190010300016

| Particulars | UACS CODE | Total Programs | Tax Rem Advice (TRA) | Net Program | Full Year Requirement | | | | | | | | | | | | | | | | |
|--------------------------------|-----------|----------------|----------------------|-------------|-----------------------|--------|-------------|-----------|-----------|--------|-------------|-----------|-----------|--------|-------------|-----------|-----------|-------|-------|-----------|-----------|
| | | | | | Quarter 1 | | | | Quarter 2 | | | | Quarter 3 | | | | Quarter 4 | | | | Full Year |
| | | | | | Jan | Feb | March | Sub Total | April | May | June | Sub Total | July | Aug | Sep | Sub Total | Oct | Nov | Dec | Sub Total | Total |
| 6 | 7 | 8 | 9=6+7+8 | 10 | 11 | 12 | 13=10+11+12 | 14 | 15 | 16 | 17=14+15+16 | 18 | 19 | 20 | 21=18+19+20 | 22 | | | | | |
| VI. TOTAL DISBURSEMENT PROGRAM | | 115,906 | 3,760 | 112,146 | 4,072 | 14,988 | 10,327 | 29,387 | 11,428 | 13,939 | 9,671 | 35,038 | 10,307 | 12,501 | 7,225 | 30,033 | 7,314 | 9,992 | 4,142 | 21,448 | 115,906 |
| PS | | 18,838 | 1,094 | 17,744 | 1,405 | 1,405 | 1,405 | 4,215 | 1,515 | 2,229 | 1,405 | 5,149 | 1,405 | 1,405 | 1,405 | 4,215 | 1,405 | 2,340 | 1,514 | 5,259 | 18,838 |
| MOOE | | 89,783 | 2,302 | 87,481 | 2,667 | 13,583 | 8,922 | 25,172 | 9,913 | 9,425 | 8,266 | 27,604 | 8,902 | 8,596 | 5,820 | 23,318 | 5,909 | 5,152 | 2,628 | 13,689 | 89,783 |
| FINEX | | | | | | | | | | | | | | | | | | | | | |
| CO | | 7,285 | 364 | 6,921 | | | | | | 2,285 | | 2,285 | | 2,500 | | 2,500 | | 2,500 | | 2,500 | 7,285 |

Prepared By:

 MARITES M. APOLINARIA
 Budget Officer
 Date:

In coordination

 MAYETTE M. CARLON
 Accountant
 Date:

Approved By:

 DOMINGA D. MALLONGA
 Regional Director
 Date: