

SUMMARY OF APPROPRIATIONS, ALLOTMENTS, OBLIGATIONS, DISBURSEMENTS AND BALANCES BY OBJECT OF EXPENDITURE
As of the Quarter Ending December 31, 2014

Department : Department of Science and Technology
 Agency : DOST-Caraga
 Operating Unit :
 Organization Code (UACS) : 19-001-03-00016
 Funding Source Code (as clustered) : 01 1 01 101
 (e.g. Old Fund Code: 101,102, 151)

Particulars	UACS CODE	Appropriations			Allotments					Current Year Obligations				
		Authorized Appropriation	Adjustments (To)/From, Realignment	Adjusted Appropriations	Allotments Received	Adjustments (Withdrawal, Realignment)	Transfer To	Transfer From	Adjusted Total Allotments	1st Quarter Ending March 31	2nd Quarter Ending June 30	3rd Quarter Ending Sept. 30	4th Quarter Ending Dec. 31	Total
1	2	3	4	5=(3+4)	6	7	8	9	10=[(6+(-7)-8+9)]	11	12	13	14	15=(11+12+13+14)
SUMMARY														
A. AGENCY SPECIFIC BUDGET														
Personnel Services														
Salaries and Wages														
Salaries and Wages - Regular	50101010 00	8,249,227.00	-	8,249,227.00	8,249,227.00	-	-	-	8,249,227.00	2,051,752.00	2,097,301.48	2,078,950.55	2,007,674.45	8,235,678.48
Salaries and Wages - Contractual	50101020 00	-	-	-	-	-	-	-	-	-	-	-	-	-
Other Compensation														
Personnel Economic Relief Allowance (PERA)	5010201001	520,455.00	-	520,455.00	520,455.00	-	-	-	520,455.00	132,000.00	132,000.00	130,000.00	126,454.55	520,454.55
Representation Expenses	5010202000	228,000.00	-	228,000.00	228,000.00	-	-	-	228,000.00	57,000.00	57,000.00	57,000.00	57,000.00	228,000.00
Transportation Allowance	5010203000	228,000.00	-	228,000.00	228,000.00	-	-	-	228,000.00	57,000.00	57,000.00	57,000.00	57,000.00	228,000.00
Clothing/Uniform Allowance	5010204001	110,000.00	-	110,000.00	110,000.00	-	-	-	110,000.00	110,000.00	0.00	0.00	0.00	110,000.00
Subsistence, Laundry and Quarters Allowance	5010205002	735,195.00	-	735,195.00	735,195.00	-	-	-	735,195.00	180,050.00	187,500.00	162,470.00	205,175.00	735,195.00
Productivity Incentive Allowance	5010208001	44,000.00	-	44,000.00	44,000.00	-	-	-	44,000.00	0.00	44,000.00	0.00	0.00	44,000.00
Hazard Pay	5010211004	757,365.00	-	757,365.00	757,365.00	-	-	-	757,365.00	-	179,000.00	18,992.16	559,371.96	757,364.12
Longevity Pay	5010212003	638,285.00	-	638,285.00	638,285.00	-	-	-	638,285.00	0.00	150,000.00	120,791.52	367,492.75	638,284.27
Cash Gift	5010215001	109,375.00	-	109,375.00	109,375.00	-	-	-	109,375.00	0.00	55,000.00	0.00	54,375.00	109,375.00
Year end Bonus	5010214001	696,885.00	-	696,885.00	696,885.00	-	-	-	696,885.00	0.00	347,195.00	0.00	349,690.00	696,885.00
Other Bonuses and Allowances	5010299000	118,000.00	-	118,000.00	118,000.00	-	-	-	118,000.00	0.00	0.00	0.00	117,987.94	117,987.94
Collective Negotiation Agreement Incentive	5010299011	525,000.00	-	525,000.00	525,000.00	-	-	-	525,000.00	0.00	0.00	0.00	525,000.00	525,000.00
Personnel Benefit Contributions														
Life and Retirement Insurance Contributions	5010301000	-	-	-	-	-	-	-	-	-	-	-	-	0.00
Pag-ibig Contributions	5010302001	26,100.00	-	26,100.00	26,100.00	-	-	-	26,100.00	6,600.00	6,600.00	6,500.00	6,400.00	26,100.00
Philhealth Contributions	5010303001	76,013.00	-	76,013.00	76,013.00	-	-	-	76,013.00	19,237.50	19,237.50	18,925.00	18,612.50	76,012.50
ECC Contributions	5010304001	26,100.00	-	26,100.00	26,100.00	-	-	-	26,100.00	6,600.00	6,600.00	6,500.00	6,400.00	26,100.00
Step Increment	-	-	-	-	-	-	-	-	-	0.00	0.00	0.00	0.00	0.00
Maintenance & Other Operating Expenses														
Traveling Expenses														
Traveling Expenses - Local	5020101000	1,524,000.00	-	1,524,000.00	1,524,000.00	-	-	-	1,524,000.00	300,718.60	309,506.10	225,538.48	562,472.75	1,398,235.93
Traveling Expenses - Foreign	5020102000	88,692.90	-	88,692.90	88,692.90	-	-	-	88,692.90	0.00	37,646.90	0.00	51,046.00	88,692.90
Training and Scholarship Expenses														
Training Expenses	5020201000	161,649.25	-	161,649.25	161,649.25	-	-	-	161,649.25	9,550.00	25,903.00	33,511.00	92,685.25	161,649.25
Scholarship Grants/Expenses	5020202000	-	-	-	-	-	-	-	-	-	-	-	0.00	0.00
Supplies and Materials Expenses														
Office Supplies Expenses	5020301000	1,350,000.00	-	1,350,000.00	1,350,000.00	-	-	-	1,350,000.00	348,124.19	126,372.65	37,339.00	437,816.99	949,652.83
Accountable Forms Expenses	5020302000	12,930.00	-	12,930.00	12,930.00	-	-	-	12,930.00	0.00	2,565.00	3,865.00	6,500.00	12,930.00
Drugs and Medicines Expenses	5020307000	-	-	-	-	-	-	-	-	-	-	-	-	0.00
Medical, Dental and Laboratory Supplies Expenses	5020308000	108,556.84	-	108,556.84	108,556.84	-	-	-	108,556.84	14,200.00	26,039.00	16,736.84	51,581.00	108,556.84
Fuel, Oil and Lubricants Expenses	5020310000	500,000.00	-	500,000.00	500,000.00	-	-	-	500,000.00	102,796.24	50,705.09	25,680.00	45,780.00	224,961.33
Textbooks and Instructional Materials Expenses	5020311001	611.00	-	611.00	611.00	-	-	-	611.00	0.00	0.00	611.00	0.00	611.00
Other Supplies and Materials Expenses	5020399000	58,812.29	-	58,812.29	58,812.29	-	-	-	58,812.29	14,880.00	385.00	2,788.00	40,759.29	58,812.29
Utility Expenses														
Water Expenses	5020401000	28,251.75	-	28,251.75	28,251.75	-	-	-	28,251.75	4,954.90	6,026.10	7,575.20	9,695.55	28,251.75
Electricity Expenses	5020402000	2,366,250.00	-	2,366,250.00	2,366,250.00	-	-	-	2,366,250.00	188,885.25	249,859.69	293,149.85	217,518.61	949,413.40

x	Current Year Appropriations
	Supplemental Appropriations
	Continuing Appropriations

Current Year Disbursements					Balances			
1st Quarter	2nd Quarter	3rd Quarter	4th Quarter	Total	Unreleased Appropriations	Unobligated Allotment	Unpaid Obligations (15-20) = (23+24)	
Ending March 31	Ending June 30	Ending Sept. 30	Ending Dec. 31				Due and Demandable	Not Yet Due and Demandable
16	17	18	19	20=(16+17+18+19)	21=(5-10)	22=(10-15)	23	24
2,051,752.00	2,097,301.48	2,078,950.55	1,989,927.40	8,217,931.43		13,548.52	17,747.05	
				0.00			0.00	
				0.00			0.00	
132,000.00	132,000.00	130,000.00	124,454.55	518,454.55		0.45	2,000.00	
57,000.00	57,000.00	57,000.00	57,000.00	228,000.00		0.00	0.00	
57,000.00	57,000.00	57,000.00	57,000.00	228,000.00		0.00	0.00	
110,000.00	0.00	0.00	0.00	110,000.00		0.00	0.00	
180,050.00	187,500.00	162,320.00	205,325.00	735,195.00		0.00	0.00	
0.00	44,000.00	0.00	(44,000.00)	0.00		0.00	44,000.00	
0.00	696,480.89	18,992.16	41,891.07	757,364.12		0.88	0.00	
0.00	738,916.35	119,611.70	(220,243.78)	638,284.27		0.73	0.00	
0.00	55,000.00	0.00	54,375.00	109,375.00		0.00	0.00	
0.00	347,195.00	0.00	349,690.00	696,885.00		0.00	0.00	
			24,999.99	24,999.99			92,987.95	
			0.00	0.00			525,000.00	
				0.00			0.00	
6,600.00	6,600.00	6,500.00	6,400.00	26,100.00		0.00	0.00	
19,237.50	19,237.50	18,925.00	18,612.50	76,012.50		0.50	0.00	
6,600.00	6,600.00	6,500.00	6,400.00	26,100.00		0.00	0.00	
0.00	0.00	0.00	0.00	0.00		0.00	0.00	
				0.00		0.00	0.00	
				0.00		0.00	0.00	
295,404.60	309,506.10	213,829.48	478,029.75	1,296,769.93		125,764.07	101,466.00	
0.00	37,646.90	0.00	51,046.00	88,692.90		0.00	0.00	
0.00	25,903.00	44,509.00	51,257.25	121,669.25		0.00	39,980.00	
				0.00		0.00	0.00	
181,548.19	209,650.65	18,822.16	276,669.74	686,690.74		400,347.17	132,033.84	130,928.25
0.00	2,565.00	2,565.00	7,800.00	12,930.00		0.00	0.00	
0.00	9,889.00	4,571.84	59,416.00	73,876.84		0.00	0.00	
102,796.24	50,705.09	25,690.00	45,780.00	224,961.33		275,038.67	26,880.00	7,800.00
0.00	0.00	611.00	0.00	611.00		0.00	0.00	
13,860.00	985.00	2,428.00	19,620.28	36,893.29		0.00	12,671.00	9,248.00
				0.00		0.00	0.00	
4,954.90	6,026.10	7,575.20	9,695.55	28,251.75		0.00	0.00	
188,885.25	249,859.69	293,149.85	217,518.61	949,413.40		1,416,836.60	0.00	
				0.00		0.00	0.00	
				0.00		0.00	0.00	
				0.00		0.00	0.00	

SUMMARY OF APPROPRIATIONS, ALLOTMENTS, OBLIGATIONS, DISBURSEMENTS AND BALANCES BY OBJECT OF EXPENDITURE
As of the Quarter Ending December 31, 2014


Department : Department of Science and Technology
 Agency : DOST-Caraga
 Operating Unit :
 Organization Code (UACS) : 19-001-03-00016
 Funding Source Code (as clustered) : 01 1 01 101
 (e.g. Old Fund Code: 101,102, 151)


Particulars	UACS CODE	Appropriations			Allotments					Current Year Obligations				
		Authorized Appropriation	Adjustments (Transfer To/From, Realignment)	Adjusted Appropriations	Allotments Received	Adjustments (Withdrawal, Realignment)	Transfer To	Transfer From	Adjusted Total Allotments	1st Quarter Ending March 31	2nd Quarter Ending June 30	3rd Quarter Ending Sept. 30	4th Quarter Ending Dec. 31	Total
1	2	3	4	5=(3+4)	6	7	8	9	10=[(6+(-17)-8+9)]	11	12	13	14	15=(11+12+13+14)
Financial Expenses														
Communication Expenses														
Postage and Deliveries	5020501000	41,774.50	-	41,774.50	41,774.50	-	-	-	41,774.50	6,668.00	11,380.00	10,842.00	12,884.50	41,774.50
Telephone Expenses-Landline	5020502001	101,938.77	-	101,938.77	101,938.77	-	-	-	101,938.77	37,653.37	22,284.72	18,719.79	23,280.89	101,938.77
Telephone Expenses-Mobile	5020502002	60,171.08	-	60,171.08	60,171.08	-	-	-	60,171.08	19,874.00	13,518.44	11,280.00	15,498.64	60,171.08
Internet Expenses	5020503000	40,654.00	-	40,654.00	40,654.00	-	-	-	40,654.00	18,163.00	9,061.50	832.50	12,597.00	40,654.00
Cable, Satellite, Telegraph and Radio Expenses	5020504000													
Confidential, Intelligence, Extraordinary														
Extraordinary Expenses	5021003000	38,000.00	-	38,000.00	38,000.00	-	-	-	38,000.00	6,000.00	24,500.00	7,500.00	0.00	38,000.00
Miscellaneous Expenses	5021003000	71,858.00	-	71,858.00	71,858.00	-	-	-	71,858.00	8,556.50	17,630.63	11,926.68	33,744.19	71,858.00
Professional Services														
Legal Services	5021101000	17,350.00	-	17,350.00	17,350.00	-	-	-	17,350.00	2,250.00	4,400.00	4,200.00	6,500.00	17,350.00
Auditing Services	5021102000	153,444.54	-	153,444.54	153,444.54	-	-	-	153,444.54	37,495.72	39,641.14	37,295.45	39,012.23	153,444.54
Consultancy Services	5021103000													
Other Professional Services	5021199000	987,906.25	-	987,906.25	987,906.25	-	-	-	987,906.25	268,846.37	236,858.63	229,962.38	252,238.87	987,906.25
General Services														
Janitorial Services	5021202000	502,295.96	-	502,295.96	502,295.96	-	-	-	502,295.96	102,702.88	114,491.59	107,279.67	102,046.14	426,520.28
Security Services	5021203000	672,000.00	-	672,000.00	672,000.00	-	-	-	672,000.00	58,000.00	224,000.00	224,000.00	168,000.00	672,000.00
Other General Services	5021299000	465,242.79	-	465,242.79	465,242.79	-	-	-	465,242.79	94,483.96	100,787.68	113,404.51	156,566.64	465,242.79
Repairs & Maintenance														
RM - Land Improvements	5021302099													
RM - Buildings & Other Structures	5021304000	966,000.00	-	966,000.00	966,000.00	-	-	-	966,000.00	7,210.00	7,325.00	0.00	495,589.00	510,124.00
RM - Machinery and Equipment	5021305000	94,626.16	-	94,626.16	94,626.16	-	-	-	94,626.16	42,855.00	11,400.00	20,816.16	19,555.00	94,626.16
RM - Motor Vehicles	5021306000	205,495.04	-	205,495.04	205,495.04	-	-	-	205,495.04	47,577.90	53,504.76	46,647.27	57,765.11	205,495.04
RM - Furnitures & Fixtures	5021307000	0.00	-	0.00	0.00	-	-	-	0.00	0.00	0.00	0.00	0.00	0.00
RM - Other Property, Plant and Equipment	5021399000													
Financial Assistance/Subsidy														
Subsidy - Others	5021499000	57,954,000.00	-	57,954,000.00	57,954,000.00	-	-	-	57,954,000.00	5,511,348.88	6,857,820.60	10,295,725.61	21,740,609.68	44,405,504.77
Taxes, Insurance Premiums and Other Fees														
Taxes, Duties and Licenses	5021501000	27,416.24	-	27,416.24	27,416.24	-	-	-	27,416.24	4,658.12	10,500.00	0.00	12,258.12	27,416.24
Fidelity Bond Premiums	5021502000	60,900.00	-	60,900.00	60,900.00	-	-	-	60,900.00	0.00	2,025.00	0.00	58,875.00	60,900.00
Insurance Expenses	5021503000	293,200.51	-	293,200.51	293,200.51	-	-	-	293,200.51	10,742.62	0.00	276,377.58	6,080.31	293,200.51
Other Maintenance & Operating Expenses														
Advertising Expenses	5029901000	29,588.00	-	29,588.00	29,588.00	-	-	-	29,588.00	0.00	0.00	0.00	29,588.00	29,588.00
Printing & Binding Expenses	5029902000	83,311.83	-	83,311.83	83,311.83	-	-	-	83,311.83	6,185.00	40,112.00	8,785.83	28,229.00	83,311.83
Representation Expenses	5029903000	449,040.30	-	449,040.30	449,040.30	-	-	-	449,040.30	38,352.90	120,083.00	167,353.40	123,251.00	449,040.30
Transportation and Delivery Expenses	5029904000	16,694.00	-	16,694.00	16,694.00	-	-	-	16,694.00	3,948.00	4,279.00	3,780.00	4,687.00	16,694.00
Rent Expenses - Building & Structure	5029905000	242,100.00	-	242,100.00	242,100.00	-	-	-	242,100.00	58,600.00	62,400.00	56,500.00	66,600.00	242,100.00
Rent Expenses - Motor Vehicles	5029905003	31,000.00	-	31,000.00	31,000.00	-	-	-	31,000.00	0.00	0.00	9,000.00	22,000.00	31,000.00
Membership, Dues and Contribution to Organization	5029906000	23,000.00	-	23,000.00	23,000.00	-	-	-	23,000.00	13,000.00	0.00	0.00	10,000.00	23,000.00
Subscription Expenses	5029907000													
Rent/Lease Expenses	5029905000	0.00	-	0.00	0.00	-	-	-	0.00	0.00	0.00	0.00	0.00	0.00
Other Maintenance & Operating Expenses	5029999000	356,238.00	-	356,238.00	356,238.00	-	-	-	356,238.00	0.00	0.00	0.00	356,238.00	356,238.00
Capital Outlays														
Property, Plant and Equipment Outlay														
Machinery and Equipment														
Office Equipment	5060405002													
IT Equipment and Software, etc	5060405003													
Communication Equipment	5060405007													


SUMMARY OF APPROPRIATIONS, ALLOTMENTS, OBLIGATIONS, DISBURSEMENTS AND BALANCES BY OBJECT OF EXPENDITURE
As of the Quarter Ending December 31, 2014


Department : Department of Science and Technology
 Agency : DOST-Caraga
 Operating Unit :
 Organization Code (UACS) : 19-001-03-00016
 Funding Source Code (as clustered) : 91 1 01 101
 (e.g. Old Fund Code: 101,102, 151)

Particulars	UACS CODE	Appropriations			Allotments					Current Year Obligations				
		Authorized Appropriation	Adjustments (To)/From, Realignment	Adjusted Appropriations	Allotments Received	Adjustments (Withdrawal, Realignment)	Transfer To	Transfer From	Adjusted Total Allotments	1st Quarter Ending March 31	2nd Quarter Ending June 30	3rd Quarter Ending Sept. 30	4th Quarter Ending Dec. 31	Total
1	2	3	4	5=(3+4)	6	7	8	9	10=[(6+(-)7)-8+9]	11	12	13	14	15=(11+12+13+14)
Furniture and Fixtures Library Books	5060407001 5060407002	-	-	-	-	-	-	-	-	-	-	-	-	-
B. AUTOMATIC APPROPRIATIONS Retirement and Life Insurance Premium Specify allotment class/object of expenditures Customs Duties and Taxes Specify allotment class/object of expenditures	5010301000	1,106,000.00	-	1,106,000.00	1,106,000.00	-	-	-	1,106,000.00	246,210.24	251,440.79	249,453.49	240,689.24	987,773.76
C. SPECIAL PURPOSE FUNDS Specify allotment class/object of expenditures Miscellaneous Personnel Benefits Fund MPBF (MC Benefits)	1 01	-	-	-	-	-	-	-	903,147.85	-	517,480.89	385,666.96	0.00	903,147.85
Hazard Pay	5010211004	-	903,147.85	903,147.85	903,147.85	-	-	-	838,522.15	-	588,916.35	249,605.80	0.00	838,522.15
Longevity Pay	5010212003	-	838,522.15	838,522.15	838,522.15	-	-	-	105,000.00	-	-	0.00	105,000.00	105,000.00
MPBF 2014 Productivity Enhancement Incentive	5010299012	-	105,000.00	105,000.00	105,000.00	-	-	-	160,000.00	-	-	0.00	160,000.00	160,000.00
MPBF 2013 Performance-Based Bonus (PBB)	5010299014	-	160,000.00	160,000.00	160,000.00	-	-	-	-	-	-	0.00	202,169.64	202,169.64
Pension and Gratuity Fund		-	-	-	-	-	-	-	214,110.00	-	-	0.00	202,169.64	202,169.64
Specify allotment class/object of expenditures SARO-BMB-E-14-0014247 Terminal Leave Benefits	5010403001	-	214,110.00	214,110.00	214,110.00	-	-	-	-	-	-	0.00	202,169.64	202,169.64
OTHER RELEASES Sub Allotment from Central Office Donations	5021499000	-	-	-	3,863,086.00	-	-	9,200.00	3,872,286.00	0.00	161,425.92	1,623,342.82	722,329.40	2,507,098.14
GRAND TOTAL		84,379,000.00	2,220,780.00	86,599,780.00	90,462,866.00	-	-	9,200.00	90,472,066.00	10,251,731.14	13,680,710.15	17,474,221.50	31,258,352.19	72,665,014.98

Certified Correct:

LIEZEL C. LAURE
 Acting Budget Officer
 Date:

Certified Correct:

MAYETTE M. CARLON
 Accountant III
 Date:

Recommending Approval:

IMELDA S. MEZO
 ARD-Finance & Administrative Services
 Date:

Approved By:

DOMINGA D. MALLONGA
 Regional Director
 Date:

FAR No. 1-A

ES

x	Current Year Appropriations
	Supplemental Appropriations
	Continuing Appropriations

Current Year Disbursements					Balances			
1st Quarter Ending March 31	2nd Quarter Ending June 30	3rd Quarter Ending Sept. 30	4th Quarter Ending Dec. 31	Total	Unreleased Appropriations	Unobligated Allotment	Unpaid Obligations (15-20) = (23+24)	
							Due and Demandable	Not Yet Due and Demandable
16	17	18	19	20=(16+17+18+19)	21=(5-10)	22=(10-15)	23	24
	0.00	39,700.00	(39,700.00)	0.00		0.00	0.00	
				0.00		0.00	0.00	
				0.00		0.00	0.00	
				0.00		0.00	0.00	
246,210.24	251,440.79	249,453.49	240,669.24	987,773.76		118,226.24	0.00	
				0.00		0.00	0.00	
				0.00		0.00	0.00	
				0.00		0.00	0.00	
				0.00		0.00	0.00	
0.00	0.00	635,272.76	267,875.09	903,147.85		0.00	0.00	
			838,522.15	838,522.15		0.00	0.00	
			105,000.00	105,000.00		0.00	0.00	
			160,000.00	160,000.00		0.00	0.00	
				0.00		0.00	0.00	
				0.00		0.00	0.00	
			202,169.64	202,169.64		11,940.36	0.00	
				0.00		0.00	0.00	
				0.00		0.00	0.00	
0.00	146,175.92	1,648,742.82	(885,835.60)	909,083.14		1,365,187.66	190,835.00	1,407,180.00
5,211,175.60	15,304,603.69	17,717,086.68	21,941,432.34	60,174,288.31		17,807,051.02	1,910,488.98	10,580,247.69